



Frequently Asked Questions

49th Watercolor West International Juried Exhibition

1. Why enter the 49th Watercolor West International Juried Exhibition?

Watercolor West is a prestigious, international, transparent watercolor association that celebrates the use of transparent watercolor on paper and encourages its use in artistic creations.

Its well-established presence in the field enables Watercolor West to attract prominent and knowledgeable Jurors.

Approximately \$20,000 of cash and merchandise will be distributed in the Exhibition. This encourages top-notch artists to enter the show. Those whose paintings are selected for the show will be in good company.

If selected, your work will be displayed at the prominent City of Brea Art Gallery and will be included in a full color catalog that will be viewed by many artists and the public at large.

2. What are the chances of being selected to the 49th Watercolor West International Juried Exhibition?

This depends on the number of entrants for the 100 spots available.

- If your entry meets all the requirements, then your chance of being selected is between 0 and 100%, with a probability of around 1 in 6 or 1 in 7.
- If you do not submit an entry to the exhibition your odds are definitely zero.
- If your submitted painting does not meet all the requirements, your odds are also zero.

3. What should I select to send in to the 49th Watercolor West International Juried Exhibition?

Read the Prospectus thoroughly. Select the painting you believe best showcases your creativity and skill and also meets the requirements of the exhibition.

4. How to enter the 49th Watercolor West International Juried Exhibition?

Go to www.watercolorwest.org and click “Exhibition Entry”. You will be redirected to the secure OnlineJuriedShows (OJS) website where you will be asked to establish a personal artist account. Once enrolled in the system you will be able to easily enter any show hosted on their site. If you have used OJS previously you need only log in.

Find the WW logo on the OJS site under “Current Shows” and click on “I want to enter this show”. You will be led through the process. You will enter the title and size of your painting and sales price. You may enter up to 2 paintings.

Probably the hardest task, after selection of the painting you wish to submit, will be taking a good digital photograph or having one taken for you. The quality of the digital image can directly affect the outcome, as that is all that the Juror will see.

- Visit <https://www.OnlineJuriedShows.com/help.aspx> for tips on photographing your own work.
- Take the photo before the painting is framed or matted and crop so that only the artwork is shown.
- Make sure the lighting is even and natural and that the image is taken dead on and is not skewed. A tripod is recommended. As a last resort you can lay the painting on the floor and aim the camera straight down.
- Common errors in taking pictures of one’s own work include:
 - Directional light from one side only, causing the image to be lighter on one side and darker on the other.
 - Or after making sure the light is even, you stand in front of it with your camera raised and cast a shadow or partially block the light.
- Images must be in JPEG format and be slightly smaller than 4MB.

The OJS website allows you to easily resize the digital image of your submission to the correct dimensions. We recommend you view their tutorial on sizing your image.

Pay the appropriate fee.

5. How can I become a Watercolor West member?

If you are not a Watercolor West member, consider joining. You may pay for your \$35 membership at the same time you submit your paintings to the exhibition at www.OnlineJuriedShows.com. Your exhibition fee will be reduced to the member’s entry fee of \$50 instead of \$60 for non-members.

6. When should I send in my submission?

You may send in your painting submissions for the exhibition starting on April 1st. While the absolute last minute to submit is midnight PDT on Thursday June 29th we do not recommend that you wait till then. The process takes time and you might need some helping getting through it. The OJS staff is friendly, dedicated and knowledgeable and they can help you solve multiple issues. However they are likely to be swamped towards the end of the submission.

I would sincerely appreciate it if you would mark your calendar to enter as soon as you can but no later than **June 15**. There is no reason to delay as you can easily swap the image for another you like better at any time during the submission period, until midnight PDT Thursday June 29th, 2017.

To swap your painting, change the title or price (before midnight PDT Thursday June 29th, 2017), follow the steps outlined below:

- Go to www.OnlineJuriedShows.com and log in using your email address and password.
- Right above where you just logged in, click "Your Artist Profile."
- You are now in YOUR account. Click the WW show name and you'll see your entries.
- Click "Edit" to change the information, or "Replace" to replace the entry.
- DO NOT DELETE!!
- After you're done, just log out.

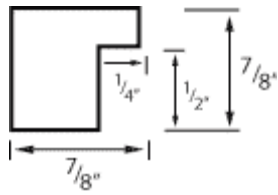
7. How should I frame the painting?

Follow the framing requirements noted in the Prospectus. You will have taken the size requirements into consideration when you selected your submission. Your framed piece must not exceed 48" in either direction and the minimum image size (showing in mat opening) cannot be less than 140 square inches.

Use only a white or off-white mat, single or double matted. No glass is allowed so use Plexiglas. The framed piece must be ready to hang with wire attached.

The frame you select must be plain wood or metal in black or neutral color, flat, with square corners and may be up 1.5 inch (3.81 cm) wide. No shiny metallic frames are acceptable. See below for some examples of acceptable and unacceptable frames.

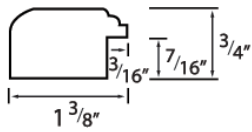
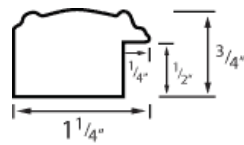
ACCEPTABLE



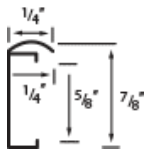
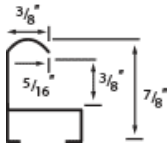
Up to

1.5" width

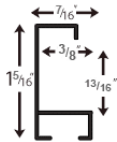
NOT ACCEPTABLE (top of frame not flat, too wide)



NOT ACCEPTABLE (shiny metallic finish, top of frame not flat)



NOT ACCEPTABLE (not a neutral color)



If you need help entering your images email
<https://www.OnlineJuriedShows.com/help.aspx> or call (949) 287-8645.

For help in photographing your work or properly sizing your images click on
<https://www.OnlineJuriedShows.com/help.aspx>

If you have general questions contact
Exhibition Chair Albert Setton at asetton64@gmail.com